



MANSAROVAR DENTAL COLLEGE

Mansarovar Campus, Rani Avanti Bai Marg, Village- Hinotia Aalam,
Ward No. 84, Kolar Road, Bhopal (M.P) 462042

Tel: +91-9111777225, 761158888. Website: www.mansarovardentalcollege.com


4.3.4 Audited Statement highlighting the expenditure for purchase of books and journal / library resources.

JAYANT KOTHARI CO.
Chartered Accountants
129, Malviya Nagar, Bhopal – 462003
E-mail: dhruv.ca@hotmail.com, Ph. – 0755-4002562

TO WHOM SO EVER IT MAY CONCERN


We have verified the books of Accounts & other related documents provided to us. On the basis of our verification, we hereby certify that MANSAROVAR DENTAL COLLEGE, HOSPITAL & RESEARCH CENTRE, Village Hinotia Alam Mansarovar Campus, Kolar Road Bhopal-462042 has incurred and Average 44% of Expenditure [Excluding Salary] On Maintenance of Physical Facilities And Academic Support Facilities.

For Jayant Kothari & Co.
Chartered Accountants



Dhruv Kumar Pandey
(Partner)

M. NO. 403602

UDIN: 21403602AAAAALL9742




Place : Bhopal
Date: 16/12/2021


Dr. B. Surudatt Nayak
Principal
Mansarovar Dental College,
BHOPAL

MANSAROVAR DENTAL COLLEGE, HOSPITAL & RESEARCH CENTRE, BHOPAL (M.P.)
DETAILS OF EXPENDITURES INCURRED ON MAINTANENCE OF PHYSICAL FACILITIES AND ACADEMIC SUPPORT FACILITIES DURING LAST 5 YEARS

Particular	Academic Physical Facility	Expenditure During The Year				
		2017-18	2018-19	2019-20	2020-21	2021-22
Advertisement	Physical	1215125	15,79,663.00	20,53,562.00	13,34,815.00	12,01,334.00
Affiliation Fee (BDS)	Academic	805000	8,85,500.00	805000	805000	8,05,000.00
Affiliation Fee (MDS)	Academic	148800	1,63,680.00	148800	148800	1,48,800.00
Annual Function Expenses	Academic	124520	1,61,876.00	2,10,439.00	1,36,785.00	1,23,107.00
Cable Charges	Academic	19481	25,325.00	32,923.00	21,400.00	19,260.00
Camp Expenses	Academic	550	715.00	930.00	605.00	545.00
Conference Expenses	Academic	109227	1,41,995.00	1,84,594.00	1,19,986.00	1,07,987.00
Contribution to Sport & Cultural Event	Academic	22000	28,600.00	37,180.00	24,167.00	21,750.00
Conveyance	Physical	25787	33,523.00	43,580.00	28,327.00	25,494.00
Counsling Charges BDS	Academic	55000	71,500.00	92,950.00	60,418.00	54,376.00
Counsling Charges MDS	Academic	110000	1,43,000.00	1,85,900.00	1,20,835.00	1,08,752.00
E library Subscription	Academic	190032	2,47,042.00	3,21,155.00	2,08,751.00	1,87,876.00
Electric Maintenance	Physical	17703	23,014.00	29,918.00	19,447.00	17,502.00
Electric Material [consumed]	Physical	133694	1,73,802.00	1,99,872.00	1,29,917.00	77,950.00
Fee fixaion Charges	Academic	0	0.00	50,844.00	26,180.00	0.00
Freight & Cartage	Physical	17875	23,238.00	30,209.00	19,636.00	11,782.00
Garden Maintenance	Physical	62174	80,826.00	1,05,074.00	68,298.00	40,979.00
Generator Maintenance	Physical	108518	1,41,073.00	1,83,395.00	1,19,207.00	1,07,286.00
Hospital Expenses	Physical	29211	37,974.00	49,366.00	32,088.00	28,879.00
House Keeping	Physical	105206	1,36,768.00	1,77,798.00	1,15,569.00	1,04,012.00
Incieration Expenses	Physical	49975	64,968.00	84,458.00	54,898.00	49,408.00
Inspection expenses	Academic	65483	85,128.00	1,10,666.00	71,933.00	64,740.00
Inspection fee	Academic	605000	7,86,500.00	10,22,450.00	6,64,593.00	5,98,134.00
Insurance	Physical	102917	1,33,792.00	1,73,930.00	1,13,055.00	1,01,750.00
Laundry Charges	Physical	26653	34,649.00	45,044.00	29,279.00	26,351.00
Lease Rent	Physical	5196	6,755.00	8,782.00	5,708.00	5,137.00
Legal & Professional Charges	Physical	512270.00	6,65,951.00	8,65,736.00	5,62,728.00	5,06,455.00
Legal Charges	Physical	4370.00	5,681.00	7,385.00	4,800.00	4,320.00
Membership Fee	Physical	180000.00	2,34,000.00	3,04,200.00	1,97,730.00	1,77,957.00
Mess Charges	Physical	3486296.00	45,32,185.00	58,91,841.00	38,29,697.00	34,46,727.00
Newspaper & Periodicals	Academic	18797.00	24,436.00	31,767.00	20,649.00	18,584.00
Office Expenses	Physical	3109.00	4,042.00	5,255.00	3,416.00	3,074.00
PBX Maintenance	Physical	5880.00	7,644.00	9,937.00	6,459.00	5,813.00
Photo Copy Charges	Academic	2463.00	3,202.00	4,163.00	2,706.00	2,435.00
PhotoGraphs	Academic	15250.00	19,825.00	25,773.00	16,752.00	15,077.00
Postage & Telegram	Physical	6123.00	7,960.00	10,348.00	6,726.00	6,053.00
Power & Electricity	Physical	1334411.00	17,34,734.00	22,55,154.00	14,65,850.00	13,19,265.00
Property Tax	Physical	79737.00	1,03,658.00	1,34,755.00	87,591.00	78,832.00
Repair & Maint. [Building]	Physical	444212.00	5,77,476.00	7,50,719.00	4,87,967.00	4,39,170.00
Repair & Maint. [Equipments]	Academic	132579.00	1,72,353.00	2,24,059.00	1,45,638.00	1,31,074.00
Repair & Maint. [Generator]	Physical	8207.00	10,669.00	13,870.00	9,016.00	8,114.00
Repair & Maint. [Motor CAR]	Physical	946368.00	12,30,278.00	15,99,361.00	10,39,585.00	9,35,627.00
Repair & Maint. [others]	Physical	289516.00	3,76,371.00	4,89,282.00	3,18,033.00	2,86,230.00
Repair & Maint. [Vehicles]	Physical	217159.00	2,82,307.00	3,66,999.00	2,38,549.00	2,14,694.00
Security Charges	Physical	946368.00	12,30,278.00	15,99,361.00	10,39,585.00	9,35,627.00
Stationery & Printing	Academic	52576.00	68,349.00	88,854.00	57,755.00	51,980.00
Stores & Spares [Consumed]	Academic	160603.00	2,08,784.00	2,71,419.00	1,76,422.00	1,58,780.00
Telephone Expenses	Academic	262450.63	3,41,186.00	4,43,542.00	2,88,302.00	2,59,472.00
Travelling Expenses	Academic	855532.00	11,12,192.00	14,45,850.00	9,39,803.00	8,45,823.00
Vehicle Running & Maint. [M. CAR]	Physical	490433.00	6,37,563.00	8,28,832.00	5,38,741.00	4,84,867.00
Visiting Charges	Academic	4000.00	5,200.00	6,760.00	4,394.00	3,955.00
Water Expenses	Physical	557615.00	7,24,900.00	9,42,370.00	6,12,541.00	5,51,287.00
Web Desigining & Maintenance	Academic	10799.00	14,039.00	18,251.00	11,863.00	10,677.00
Stores [Consumables] CONSUMED	Academic	4483448.00	58,28,482.00	75,77,027.00	49,25,060.00	44,32,561.00
Total Expenses Incurred On Maintanence of Physical Facilities And Academic Support Facilities		21527380.63	2,53,74,651.00	3,26,01,689.00	21518063	19372721.00
Expenditure Excluding Salaries		38891626.32	54137470.03	67601195.37	56897225.52	64891770.39
Expenses Incurred as % of Expenditure [Excluding Salary] On Maintenance Of Physical Facilities And Academic Support Facilities		55%	47%	48%	38%	30%
Average Expenses Incurred as % of Expenditure [Excluding salary] On Maintanence of Physical Facilities And Academic support facilities.				44%		



Dr. B. Gurudatt Nayak
Principal
Mansarovar Dental College
BHOPAL