



MANSAROVAR DENTAL COLLEGE

Mansarovar Campus, Rani Avanti Bai Marg, Village- Hinotia Aalam,
Ward No. 84, Kolar Road, Bhopal (M.P) 462042

Tel: +91-9111777225, 761158888. Website: www.mansarovardentalcollege.com

2.6.1 Relevant documents pertaining to learning outcomes and graduate attributes




MANSAROVAR DENTAL COLLEGE


Mansarovar Campus, Rani Avanti Bai Marg, Village- Hinotia Aalam,
Ward No. 84, Kolar Road, Bhopal (M.P) 462042

Tel: +91-9111777225, 761158888. Website: www.mansarovardentalcollege.com

PROGRAM-SPECIFIC LEARNING OUTCOMES IN BDS PROGRAM

1. To identify, describe and apply the physiology of head & Neck, Head, and soft tissue structure of oral cavity & general systems of human body.
2. To identify, describe and apply the selection/prescription of pharmaceutical drugs related to the maxillofacial and general human body.
3. To identify, describe and apply the causes of microbial pathogens affecting the general and oral cavity and maxillofacial region.
4. To diagnose, interpret, analyze the clinical features of diseases affecting the oral cavity soft and hard tissue region to differentiate if from another closely related disease.
5. To process X- rays without any distortion and interpret the radiological features of oral diseases without any error for final diagnosis.
6. To diagnose the Odontogenic carious and non-carious diseases affecting the tooth and supporting structures.
7. To restore the diseases tooth structure and aid in maintenance of the integrity of tooth/supporting structure without any pain and discomfort.
8. To diagnose the causes of diseases affecting the periodontal structure and maintenance of health of supporting structures surrounding the natural dentition.
9. To plan the treatment for replacement of missing tooth structure using different strategies and protocols.
10. To identify, select and perform different indices to assess the progress of diseases and promote awareness from the preventive aspects of diseases in the society.
11. To identify, diagnose and differentiate different types of lesions affecting the soft and hard tissues of the oral cavity utilizing the histological aspects employing microscope.
12. To diagnose and manage through the surgical aspects of oral diseases, tumors and traumatic injuries of the intra and extra oral structure with appropriate suturing techniques.


Dr. B. Gurudatt Nayak
Principal
Mansarovar Dental College
BHOPAL



MANSAROVAR DENTAL COLLEGE

Mansarovar Campus, Rani Avanti Bai Marg, Village- Hinotia Aalam,

Ward No. 84, Kolar Road, Bhopal (M.P) 462042

Tel: +91-9111777225, 761158888. Website: www.mansarovardentalcollege.com

MDS PROGRAMME SPECIFIC LEARNING OUTCOMES

PROSTHODONTICS

1. Making primary impression of completely edentulous condition with impression compound and fabrications of the special tray.
2. Able to perform removable partial and complete denture laboratory works.
3. Able to perform teeth setting for removable partial and complete denture prostheses.
4. Elicit case history for partial and completely edentulous patients.
5. Clinical procedures involving impressions, maxilla-mandibular relationships, wax trials, denture insertions, and recall visits for removable prosthesis and for Fixed Prosthesis.
6. Treatment planning and evaluation of diagnostic data.
7. Knowledge of objectives of impression making, materials, techniques & armamentarium.
8. Laboratory skills for fabrication of removable prosthesis.
9. Knowledge about recent dental materials and rehabilitation techniques.

PERIODONTOLOGY

1. Ability to identify the normal soft & hard tissue structures of the oral cavity.
2. Competent to diagnose the common dental and oral diseases.
3. Competent in interpreting the radiographic findings.
4. Ability to use the proper instruments for a given condition.
5. Providing preventive dental care and dental care for medically compromised patients.
6. Knowledge about recent advances in dentistry.
7. Communication, interpersonal and managerial skills.
8. Skills of oral health community values, including an appreciation of a diversity of backgrounds and cultural values.

Dr. B. Gurudatt Nayak
Principal
Mansarovar Dental College
BHOPAL



MANSAROVAR DENTAL COLLEGE

Mansarovar Campus, Rani Avanti Bai Marg, Village- Hinotia Aalam,


Ward No. 84, Kolar Road, Bhopal (M.P) 462042

Tel: +91-9111777225, 761158888. Website: www.mansarovardentalcollege.com

ORTHODONTICS AND DENTOFACILA ORTHOPADEICS

1. Able to list the indications and components comprehend the mechanism of action and select appropriate removable orthodontic appliances in any given clinical scenario.
2. Able to recall the steps, fabricate the components of Hawley's removable orthodontic appliance and also acrylize Hawley's and habit-breaking appliance accurately in a preclinical condition.
3. Able to recall the steps, fabricate and insert the appliance, give instructions and follow up in a clinical condition.
4. Able to describe the functional development of dental arches and occlusion, growth & development of the jaws.
5. Able to classify malocclusion and diagnose using an appropriate classification system.
6. Able to elicit history, perform a clinical examination and diagnose the malocclusion in a clinical scenario.
7. Able to explain the uses of IOPA, OPG and lateral cephalogram pertaining to orthodontic diagnosis.
8. Able to interpret IOPA, OPG and trace/ interpret lateral cephalogram pertaining to orthodontic diagnosis.
9. Able to select and use appropriate instruments for fabrication of removable orthodontic appliances.
10. Able to recall the composition and properties of alginate, dental stone, heat cure & self-cure acrylic and commonly used orthodontic wires.
11. Able to demonstrate manipulation of alginate and impression making for a patient.
12. Able to manipulate dental stone & self-cure acrylic and perform necessary wire bending.
13. Able to explain the malocclusion & treatment plan and give post appliance insertion instructions to patients.

Dr. B. Gurudatt Nayak
Principal
Mansarovar Dental College
BHOPAL



MANSAROVAR DENTAL COLLEGE


Mansarovar Campus, Rani Avanti Bai Marg, Village- Hinotia Aalam,

Ward No. 84, Kolar Road, Bhopal (M.P) 462042

Tel: +91-9111777225, 761158888. Website: www.mansarovardentalcollege.com

CONSERVATIVE DENTISTRY AND ENDODONTICS

1. Competent to diagnose all carious lesions.
2. Educate the operator for chair position in relevance to different procedures. Maintain appropriate posture and position during interaction with the patient and performing procedures.
3. Demonstrate recommended hand washing techniques and placement of personal protective barriers for stander protocol.
4. Provide restorative management for all types of carious lesions with no pulpal involvement with restorative materials such as silver amalgam, glass ionomer cement, and composite resins.
5. Placement of intermediate restoration at recommended conditions.
6. Perform clinical evaluation for deep carious lesions by adopting direct and indirect pulp capping procedures.
7. Perform direct midline diastema closure with composite resin layering procedure.
8. Understand the principles of aesthetic dental procedures.
9. Competent to perform restorative management for all types of carious lesions in phantom head models.
10. Competent to manipulate different dental materials.
11. Competent to identify and use dental restorative instruments.
12. To enough knowledge about intra-canal medicaments and its applications.
13. Competent to perform preclinical root canal treatment in single rooted extracted tooth.


Dr. B. Gurudatt Nayak
Principal
Mansarovar Dental College
BHOPAL