

Bal Bhawan
School

Holiday



HOMEWORK

Grade -8th
2026-27



English



– Research-Based Homework

Topic: The Impact of Literature on Society

Objective:

To help students explore how literature influences people, culture, and society, while developing research and writing skills.

Instructions:

Part 1: Choose a Literary Work

Select one book, poem, or story from the following (or get teacher's approval for another):

- * The Diary of a Young Girl by Anne Frank
- * Harry Potter and the Sorcerer's Stone by J. K. Rowling
- * The Jungle Book by Rudyard Kipling
- * Gulliver's Travels by Jonathan Swift

Part 2: Research (Use books, internet or library)

Find answers to the following:

1. About the author (background, time period)
2. Summary of the literary work
3. Main themes (e.g., friendship, courage, injustice)
4. How the story reflects society or real-life issues
5. Why this work is still important today.

Part 3: Written Assignment

Write a 250–300 word essay including:

- * Introduction of the book and author.
- * Key ideas and themes.
- * Your opinion: *What did you learn from this work?*
- * Conclusion: Based on its impact on society.

Part 4: Creative Task (Choose One)

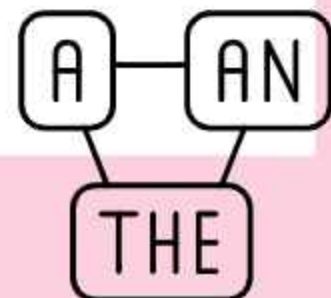
- * Draw a scene from the story and describe it in 100 words.
- * Write a letter to a character in the story.
- * Create a short dialogue between two characters.

Submission Guidelines:

- * Use A4 size light coloured sheets. Write in a neat handwriting .
- * Include a cover page with:

- * School name:
- * Name
- * Class/Sec
- * Subject
- * Topic
- * Submitted to-

Note: To be submitted in the first week of July.



The page is framed by a decorative border of various items: stacks of books in different colors (blue, green, brown), open books with pages fanned out, blue feathers, a pink spider, and clusters of small blue flowers. The background is a light beige color.

Hindi

ग्रीष्मकालीन अवकाश गृहकार्य

गौरैया के साथ उसके घोंसले एवं बच्चों का चित्र बनाकर या
चिपकाकर किसी अन्य कविता की पंक्तियाँ लिखिए या किसी
पक्षी पर आधारित कोई कहानी लिखिए।

A

MATHEMATICS

B



BAL BHAWAN SCHOOL, BHOPAL

GRADE : VIII

MATHEMATICS – HOLIDAY HOMEWORK

INSTRUCTIONS: Take out the print out of the worksheet and solve it

1) Six times a number added to 10 is 58. Which of the following is the correct equation framed for the given statement?

(a) $6a - 10 = -58$ (b) $6a = 58 - 10$ (c) $6a + 10 = 58$ (d) $10a - 6 = 58$

2) The area of a parallelogram whose base is 15 cm and corresponding height is 12 cm will be _____.

(a) 180 cm^2 (b) 150 cm^2 (c) 125 cm^2 (d) 112 cm^2

3) The value of $(2 + 5 + 7)^0$ is

(a) 1 (b) 0 (c) 14 (d) 10

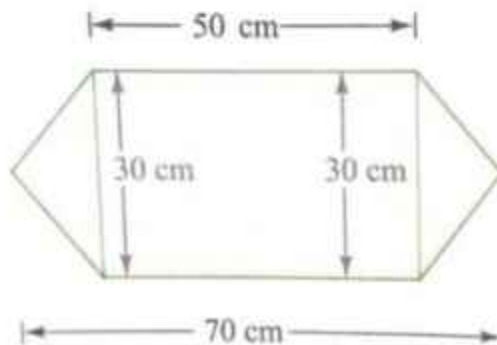
4) Mercury is about 58,000,000 km away from the Sun. This distance can be written in the scientific notation as

(a) 58×10^6 (b) 5.8×10^6 (c) 0.58×10^6 (d) 5.8×10^7

5) The sum of first 11 odd natural numbers will be

(a) 116 (b) 147 (c) 121 (d) 192


6) Find the area of the given figure:



A

B

C




7) In a quiz Akram holds sixth position from the top and twenty fifth position from the bottom. How many students participated in the quiz?

8) The weight of A is twice that of B which is half of C. The weight of C is 3 times of E which is half of D. The weight of B is greater than how many persons?

9) In a certain code, GAME is written as 2194 and NOISE is written as 37854. How is MANGO written as in that code?

10) A farmer grew maize in a rectangular field that measured 32 metres long and 26 metres wide. For the present year, he increased the area of the field by 650 square metre by increasing the length of the field, keeping the width same. What is the length of the expanded maize field?





A

B

C

PROJECT

1) Prepare a creative Mathematics Alphabets (A- Z) using a mathematical term/topic for each letter.

(Roll no- 1 to 12)

2) Make a dummy mobile / laptop keypad.

(Roll no- 13 to 24)

3) Prepare a mathematical calendar for the month of July (2026) using mathematical expressions of either Rational Numbers or Exponents.

(Roll no- 25 to 36)

Note- Above project is to be done on A3 coloured sheet.

A

B

C

Science

"SCIENTIST STUDY FILE"

Objective:

To explore the life and contributions of great scientists and understand how their discoveries impact our daily lives.

Instructions:

- Choose any one Scientist
- Prepare a neatly written project file (can be done in A4 size coloured sheets or scrapbook)
- Use pictures, diagrams, and creativity
- Avoid copy-paste; write in your own words

PROJECT FORMAT

1. Biography

- * Early life
- * Education
- * Struggles faced
- * Major achievements
- * Paste/draw a picture of the scientist

2. Scientific Contribution:

- Explain the main discovery/invention/work.
- Diagram / labelled picture
- Simple explanation in your own words

3. Real-Life

Application / Connection:

Explain how the discovery is used today by giving examples from daily life.

4. Values Learnt:

Write what you learned from the scientist, such as: Hard work, Curiosity, Determination etc

5. Conclusion

- * Your opinion about the scientist
- * Why you admire them
- * What inspired you the most
- * How their work can help the future.

6. Bibliography

(Last page):

- Mention sources like: Books, Websites, Encyclopaedia etc.

Presentation Guidelines:

- Use coloured headings
- Add diagrams and pictures.

Social Studies

Theme: "Alternative Sources of Energy are the only alternatives for future"

Your Mission:

Imagine a future where fossil fuels are finished! You are an Energy Scientist on a mission to save the planet from an energy crisis. Your task is to explore and suggest the best alternative source of energy for a sustainable future.

What You Have To Do:

Choose ONE alternative source of energy

(Examples: Solar Energy, Biogas, Wind Energy, Infrared Cooktops, etc.)

Investigate & Analyze:

How does your chosen energy source work?

Why is it useful for the future?

Compare it with other sources and decide:

Is it the BEST option?

Justify Your Choice:

Support your answer using:

Accessibility (Is it easy to use?)

Affordability (Is it cost-effective?)

Availability (Is it easily available?)

Environmental Impact (Is it eco-friendly?)

Project Structure:

Cover Page (Creative & Attractive)

Index

Content (Based on the points above)

Conclusion (Write like a report based on your research & observations)

Bibliography (Mention your sources clearly)

Presentation Guidelines:

Work should be neatly handwritten

Show clear understanding of your topic

Use pictures, diagrams, charts, newspaper cuttings to make it attractive

Make your project informative + creative

Bonus Challenge:

Add a small section: "My Idea to Solve Energy Crisis in My City"

Urdu

کارگل جنگ میں شہید ہوئے کوئی 2 بہادر
سپاہیوں کے بارے میں معلومات حاصل کر
کے لکھیے -

آپ دیے گئے ویب لنک کی مدد سے بھی
جانکاری لے سکتے ہیں -

<https://www.incredibleindia.gov.in/en/ladakh/kargil-war-memorial>

Sanskrit

नीतिपरक कोई दो श्लोक
रंगीन पेन से लिखिए एवं
ध्येय वाक्य कोई 5 संस्कृत
में लिखिए।

ओ
उ

कृष्ण



COMPUTER

1. Draw an infographic showing different types of network .(Lan, Wan, Man, Pan, Can etc.)

Draw neatly and use colors and creativity for showing different networks.

Students can make it in poster form or on a sheet.

