

The cover features a central white oval with a dashed border containing a sun, birds, and clouds. Below the oval is a beach scene with palm trees, a yellow umbrella, a striped hammock, and a blue bucket. The background is light pink with faint floral patterns.

Summer

Holiday Homework

2026-27

Class - 6

The background of the page is a soft watercolor illustration. It features a hand in shades of pink and peach, holding a pen. Several large, light pink flowers with yellow centers are scattered across the scene, some in the foreground and some in the background, creating a delicate and artistic atmosphere.

ENGLISH

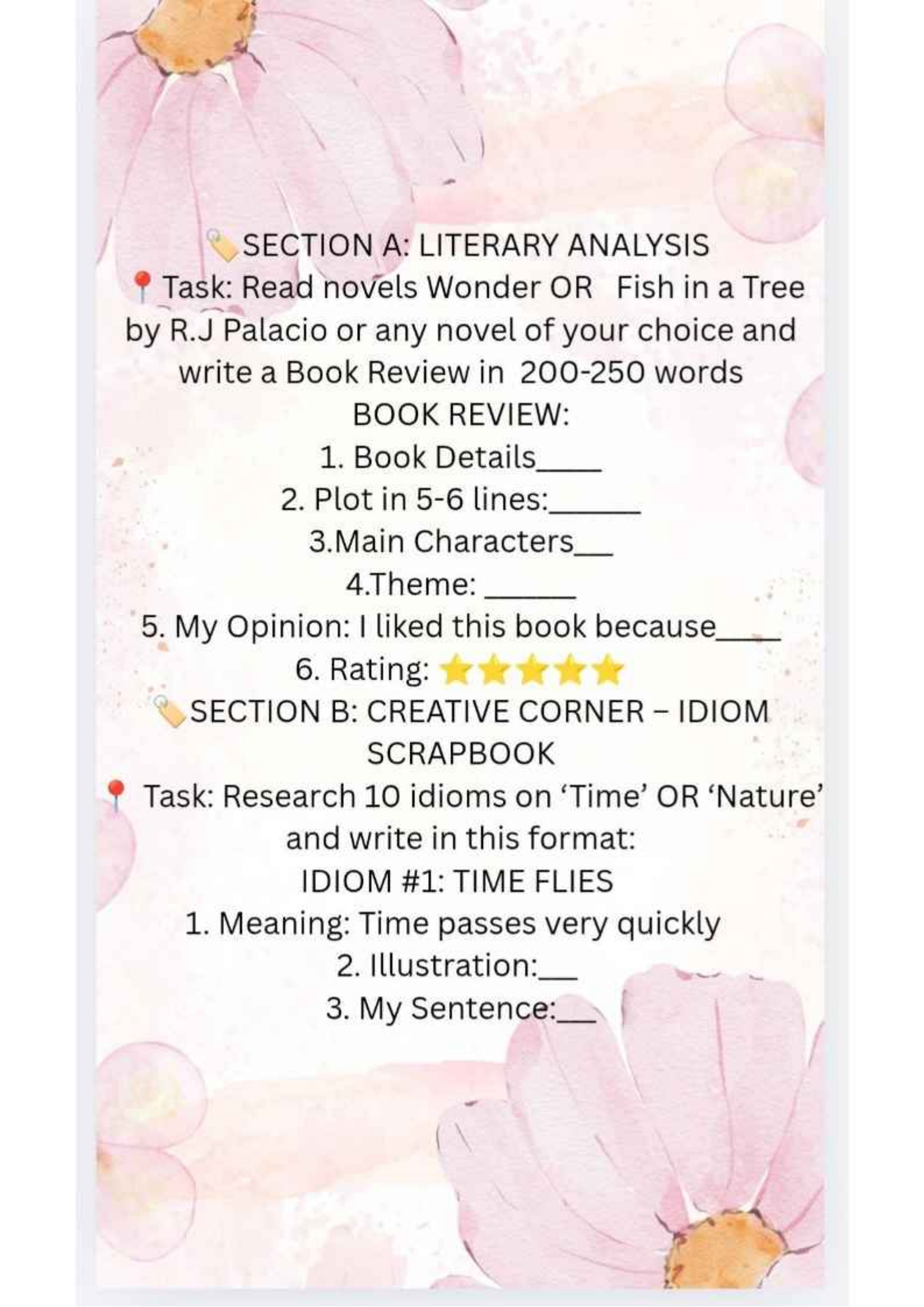
(Research Based)

Submission :First week after holidays

Format: A4 sheets, properly bound in file with
visuals

FILE STRUCTURE – Put pages in this order:

1. Cover Page – Title, Name, Class, School,
Submitted to ___
2. Section A: Literary Analysis
3. Section B: Idiom Scrapbook
4. Section C: The Simile Artist
5. Section D: Word Log



📌 SECTION A: LITERARY ANALYSIS

📌 Task: Read novels Wonder OR Fish in a Tree by R.J Palacio or any novel of your choice and write a Book Review in 200-250 words

BOOK REVIEW:

1. Book Details_____
2. Plot in 5-6 lines:_____
3. Main Characters____
4. Theme: _____
5. My Opinion: I liked this book because_____
6. Rating: ★★★★★

📌 SECTION B: CREATIVE CORNER – IDIOM SCRAPBOOK

📌 Task: Research 10 idioms on 'Time' OR 'Nature' and write in this format:

IDIOM #1: TIME FLIES

1. Meaning: Time passes very quickly
2. Illustration:____
3. My Sentence:____



🔑 SECTION C: THE SIMILE ARTIST

📌 Task: “My Magical Summer Day” – Write a short Story OR Poem using 8-10 similes and the 5 senses: see, hear, smell, taste, feel

🔑 SECTION D: VOCABULARY BUILDING – WORD LOG

📌 Task: Read English newspaper daily. List 20-30 new words and make: “My Personal Dictionary”

Example: WORD #1: RESILIENT

1. Meaning:___
2. Synonym:___
3. Antonym
4. Sentence___

Hindi

ग्रीष्मकालीन अवकाश गृहकार्य

भारत का मानचित्र चिपकाकर उसमें भारत के दस हिन्दी भाषीय राज्यों को विभिन्न रंगों के माध्यम से दर्शाये एवं उन राज्यों की राजधानी का भी नाम लिखें ।

Maths

General Instructions:

1. Maths holiday homework is divided into two parts: Part - A & Part - B.
2. Part - A consist of a project, to be done on A - 4 size sheet.
3. Part - B consist of an assignment (take out the print out of the worksheets)
4. Project must be made attractive for display.
5. Holiday homework to be submitted in a file.

Part - A

□ Make a collage of Indian mathematicians and write their achievements / contributions.

Part - B (Assignment)

Q. 1: The raspberry cookies is less expensive than the coconut cookies, but more expensive than the chocolate cookies. Which cookie is the least expensive? _____

Q. 2: Pointing towards the girl singing on a stage, Mathew says, "Her mother is the only daughter of my mother in - law". who is Mathew to the girl?(Father / Uncle / Brother / Son) _____

Q. 3: Find the missing term:

10, 15, 13, 18, 16, __, 19, 24, 22.

Q. 4: A mobile number consists of 10 digits. First four digits are the smallest mobile number by using only one digit twice from 8, 3, 5, 6, 0. _____

Q. 5: Aditya turned 13 in 2016. In which year was he born? _____

Q. 6: Divide the sum of 36 and 24 by their difference. _____

Q. 7: How many times 50 is in 2500. _____

Q. 8: Find the sum of the place values of 2 in 29,82,642. _____

Q. 9: A straight angle has _____ right angle.

Q. 10: Largest 4 digit palindrom divisible by 9 is _____

Science.Holiday Homework- Cl

Topic: Millets – The Nutri Cereals

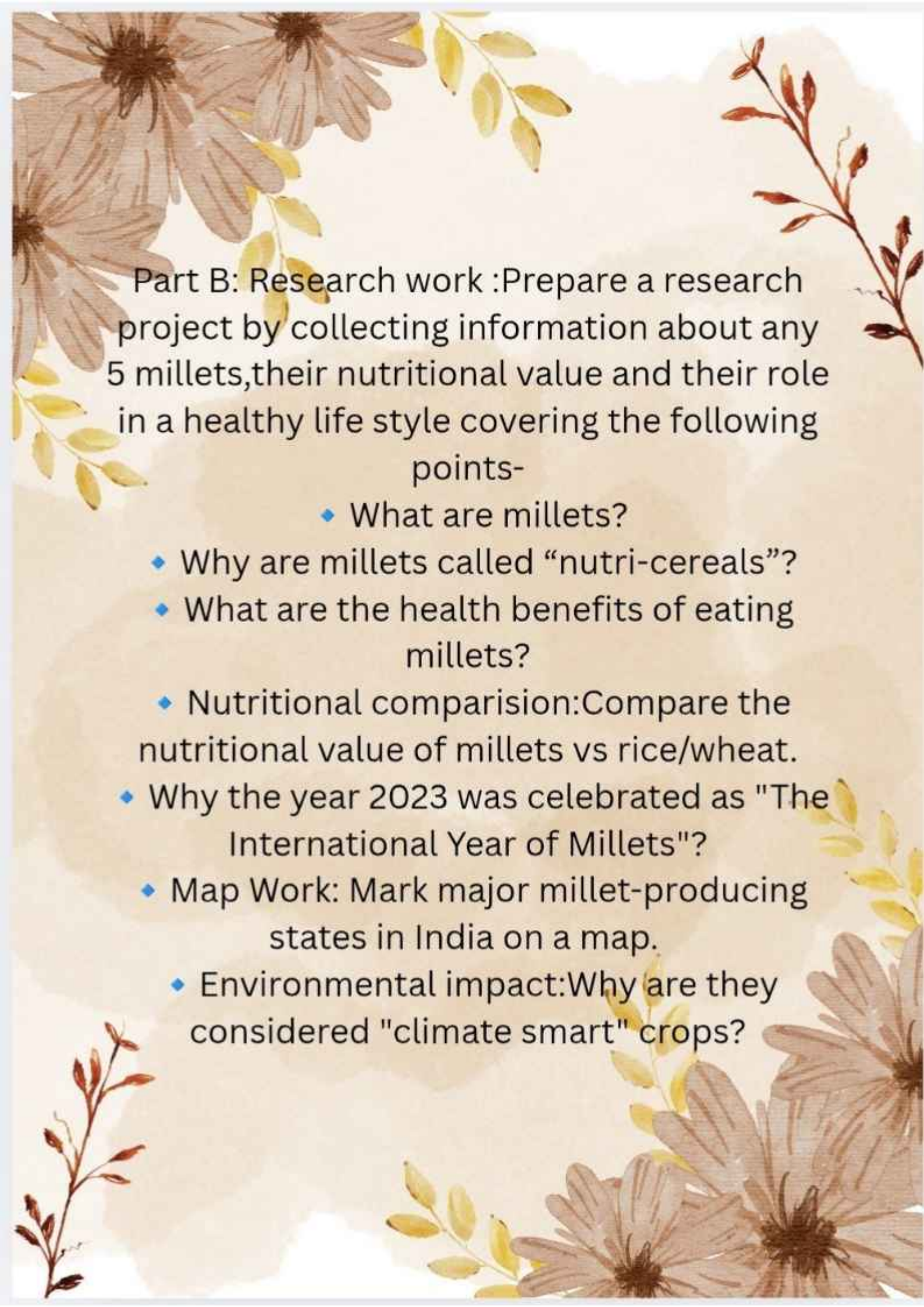
Objective:

To help students understand the importance of millets, their health benefits, and their role in sustainable agriculture through research.

🧩 Project guidelines

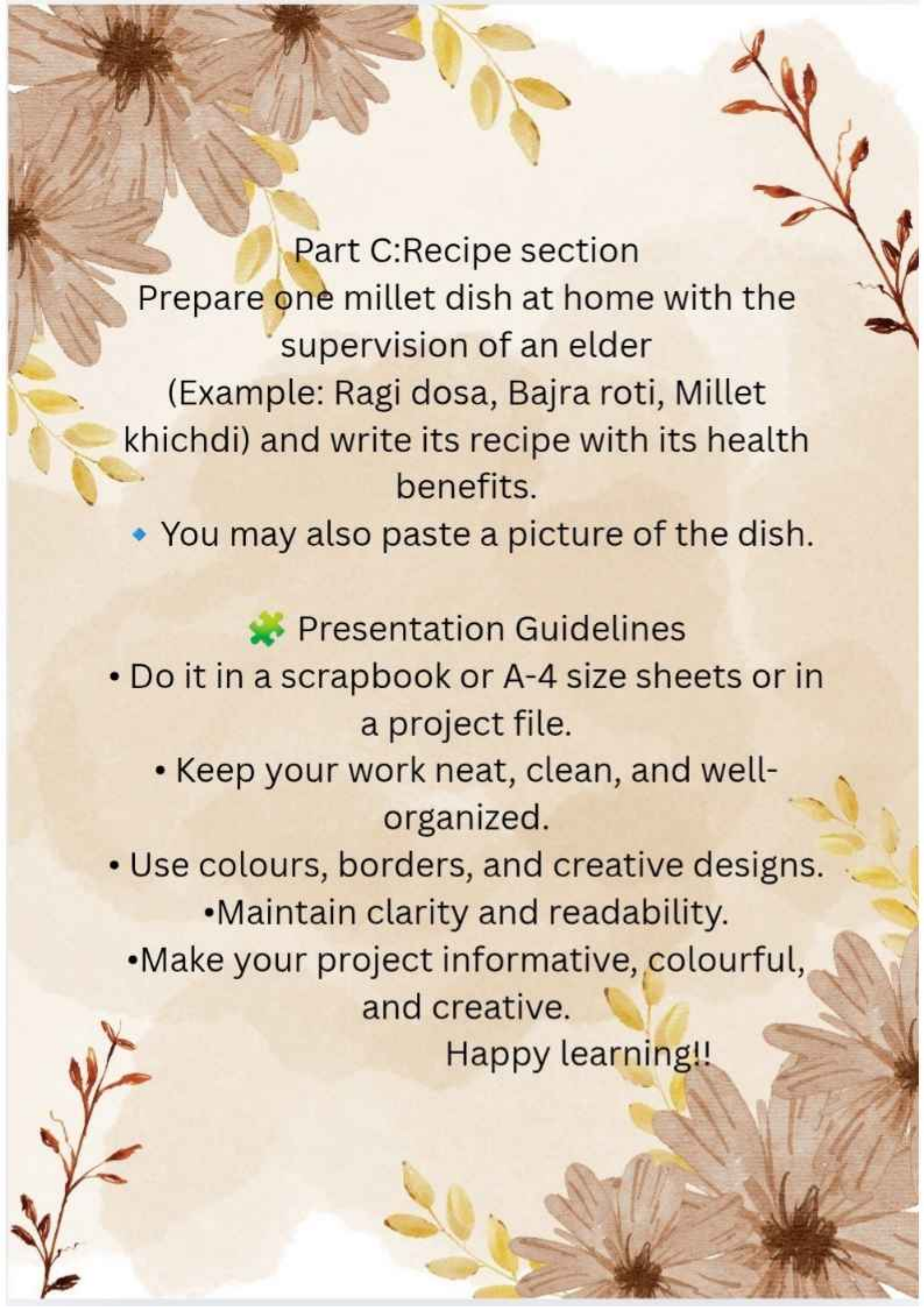
Part A: Showcase your creativity

- Design an attractive cover page.
- Write a catchy title: e.g “Millets – The Super Grains”.
- Mention your Name, Class, Section and Subject.
- Decorate using colours, drawings, or even real seeds/pictures of millets.



Part B: Research work :Prepare a research project by collecting information about any 5 millets,their nutritional value and their role in a healthy life style covering the following points-

- ◆ What are millets?
- ◆ Why are millets called “nutri-cereals”?
- ◆ What are the health benefits of eating millets?
- ◆ Nutritional comparison:Compare the nutritional value of millets vs rice/wheat.
- ◆ Why the year 2023 was celebrated as "The International Year of Millets"?
- ◆ Map Work: Mark major millet-producing states in India on a map.
- ◆ Environmental impact:Why are they considered "climate smart" crops?



Part C: Recipe section

Prepare one millet dish at home with the supervision of an elder

(Example: Ragi dosa, Bajra roti, Millet khichdi) and write its recipe with its health benefits.

- ◆ You may also paste a picture of the dish.


Presentation Guidelines

- Do it in a scrapbook or A-4 size sheets or in a project file.
 - Keep your work neat, clean, and well-organized.
- Use colours, borders, and creative designs.
 - Maintain clarity and readability.
- Make your project informative, colourful, and creative.

Happy learning!!

Social Studies

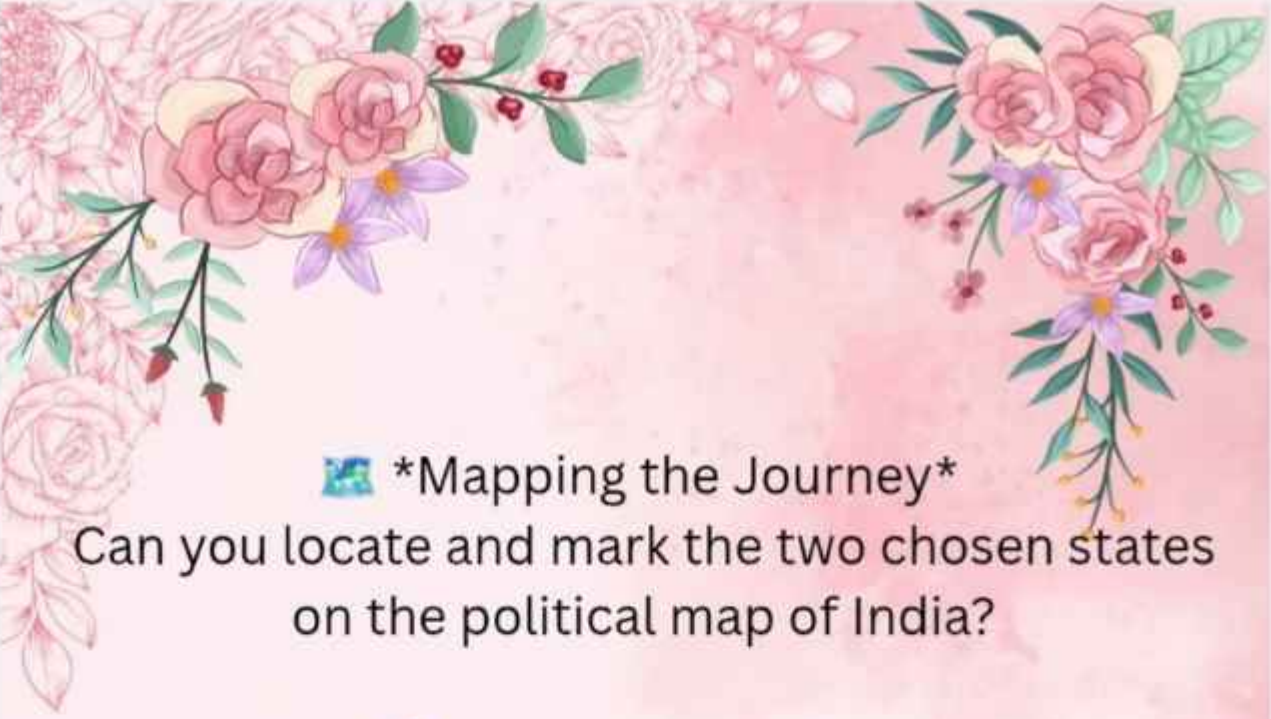
Chapter 8: Unity in Diversity + “Many in One”


*  Activity: Travel Brochure
Creation*

Dear Students,
India is a land of diverse
cultures, traditions, and
lifestyles. To explore this
diversity in a fun and creative
way, you are required to design
an attractive travel brochure
based on any two states of
India.


✨ *Your Task*

Create a colourful and well-
organised brochure by
answering the following:










 *Mapping the Journey*


Can you locate and mark the two chosen states on the political map of India?

 Discover Each State

For each state, explore and present:


-  What traditional clothes do people wear?
-  What are the famous foods of the state?
-  What are the main occupations or economic activities?
-  How do people celebrate their culture and festivals?
-  Which places are popular tourist attractions?
-  When is the best time to visit this state?
-  What are some interesting and fun facts about the state?



 *Think & Reflect*

How are the two states different from each other?

What similarities show that India is united despite its diversity?


 *Presentation Guidelines*

Make your brochure neat, colourful, and creative

Include relevant pictures for each section

Use proper headings and subheadings

You may fold your sheet into a brochure style.

 Let's explore India and celebrate its Unity in Diversity through creativity!

Computer

Instructions for Students:

Design a colourful hierarchy chart using MS Word SmartArt to show the relationship between different programming languages and the generations of computers.

Include:

- All five generations of computers from 1st to 5th
- Examples of programming languages developed in each generation
- Use distinct colours to represent each generation for better visual clarity

Take a printout of the completed chart and paste it neatly in your computer notebook.

Sanskrit

परिवार की 10 सदस्यों के नाम लिखकर
उनका वर्ण विन्यास कीजिए एवं मसाले के नाम
संस्कृत में सचित्र लिखिए।

Urdu

آپ جن فصلوں کے بارے میں جانتے
ہیں ان کی ایک فہرست مع تصاویر
کے بنائیے اور ان کے بارے میں دو دو
جملے بھی لکھیے۔

: Arabic

Task:

On an A4 size sheet, draw or paste a picture of a classroom. Write 10 words related to the classroom in Arabic with their English meanings.


Instructions:

1. Use a neat, clean A4 size sheet.
2. The picture of the classroom should be drawn neatly or pasted.
3. Write the heading “غرفة الصف” meaning “Classroom” on top.
4. Below the picture, write any 10 words in Arabic related to a classroom along with their English translation.
5. Work should be done neatly and submitted after the holidays.

French

Le souvenir- (recollection) 🇫🇷 🗼

- ◆ Students need to prepare a keepsake of France in the form of collage using any 5 points of lesson 1.
- ◆ They can use A4 size paper to do this project.
- ◆ Do mention the name of things (using in the project) in french with the help of French book.



1

2




COOL

1

LEARNiNG

3



4

is
FUN

