

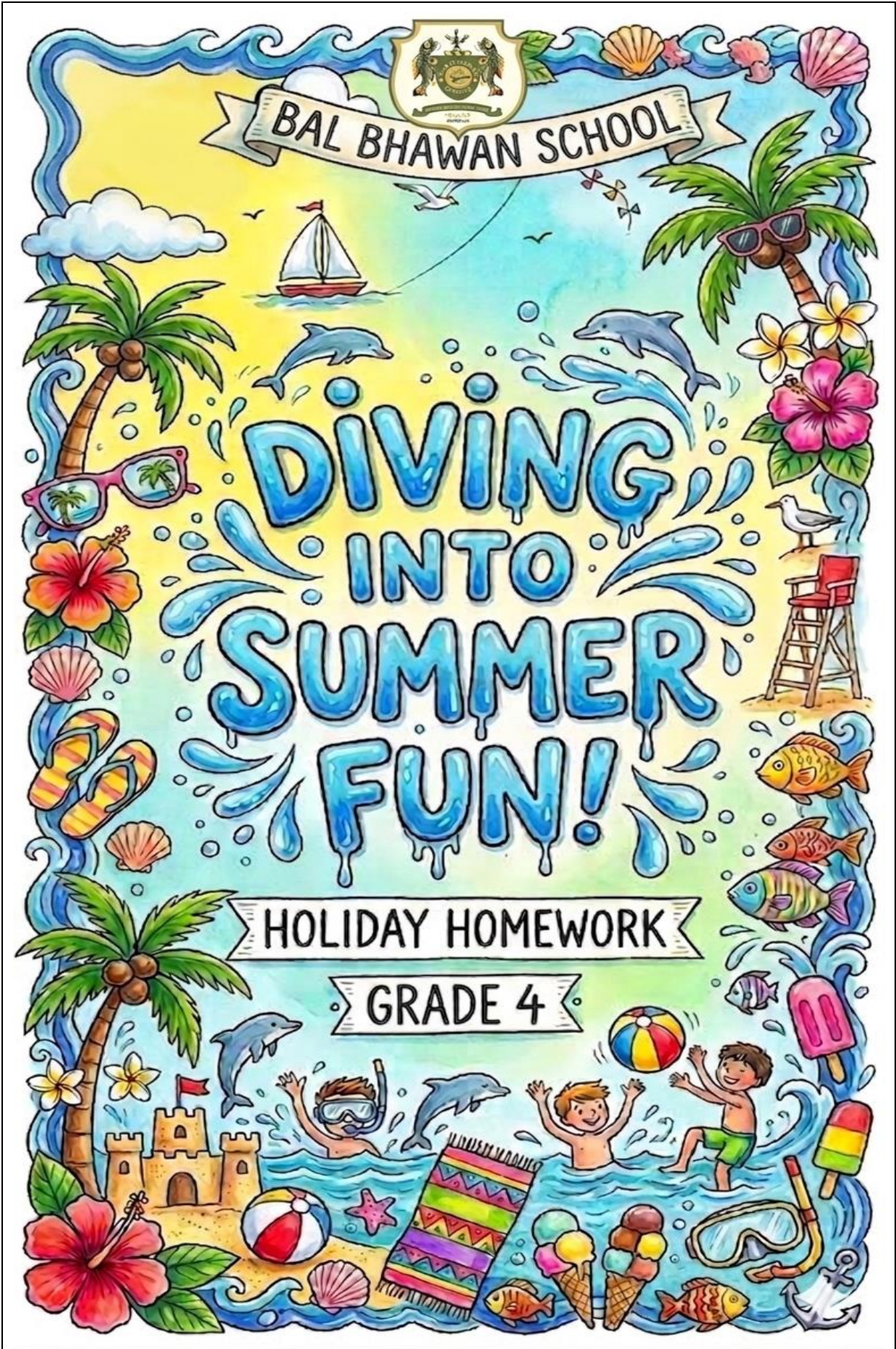


BAL BHAWAN SCHOOL

DIVING INTO SUMMER FUN!

HOLIDAY HOMEWORK

GRADE 4





Science



Dear Students,

You are required to make your own **small newspaper**  on a **chart sheet** about **environmental problems** in:

 Your city

 Your country

✨ What to do:

- ✍ Write short and easy **news articles**
 - 📎 Add a **catchy headline**
 - 🖼 Paste or draw **pictures**
 - 😊 Make it neat and colorful
-

📰 Your Newspaper Should Have:

👉 1. Newspaper Name

Give a fun and creative name to your newspaper
(Example: "Green Earth News" 🌍)

👉 2. Headline

Write a big, interesting title
(Example: "Air Pollution Is Increasing!")

👉 3. News Article

Write 2 news articles with 5–10 simple lines about the problem.
(Example: *Too many vehicles cause pollution in our city. They make the air dirty and unhealthy.*)

💡 4. Tip Box – "How to Save the Environment" 🌱

Write 3–4 easy tips:

- Example: ✓ Plant more trees 🌳
- ✓ Do not waste water 💧
 - ✓ Use dustbins 🗑
 - ✓ Reuse and recycle ♻
-

♻ 5. Success Stories to Save the Environment

Write about efforts taken by people that were successful in your neighborhood, town, or country to save the environment in 5-10 lines.

(Example: *Sikkim became India's first 100% organic state because people stopped using chemical fertilizers and pesticides and started practicing organic farming to protect the soil, water, and environment.*)

6. Fun Corner

Write **one environmental riddle** related to nature, trees, water, air, or animals. Also, write the answer below it. **OR** write **one short and powerful slogan** about saving the environment.

(👉 Riddle:

Example: I am green and give you air, Cut me down if you dare! Who am I? 🌳

Answer - Tree.

👉 Slogan:

Example: "Save Earth, Save Life!" 🌍)

Remember:

- ✓ Keep it neat
- ✓ Use simple words
- ✓ Be creative
- ✓ Add drawings or pictures to make your work more attractive and colorful.

For help, refer to "**Chapter 11 – Our Environment**" in your science book.

 Enjoy learning and help protect our Earth! 🌱

Social Studies



Question 1. Read the '**Chapter -16 Means of Transport**' of your Social Studies book carefully, it has a lot of interesting information for you. Refer to it and complete the following .

1. India's road network is amongst the largest networks of _____ in the world. Roads connecting towns and cities are called _____. National highways connect big cities, towns , ports and state capitals. They are built and maintained by the _____. Different states also have _____. They are called _____. They are _____ and _____ by the State Government.

Besides these, we also have other roads connecting villages, towns and cities.

2. The _____ introduced the railways in India. The first train ran in _____ between _____ and _____. Earlier, trains ran on _____. Nowadays, they have diesel or _____ engines. This has increased their speed. Now train journeys have become better and more comfortable. Some of the trains such as _____ and _____ can travel over 140 kms per hour. Besides trains, we also have railway services which provide _____ within cities.



Question 2. Let's be a Researcher today ! (Attempt any one of the following – Part A or Part B)

Part A- *The Grand Trunk road (GT Road) is one of South Asia's oldest and longest Highways. It was built by emperor Sher Shah Suri.*

- Find out some more interesting facts with your parents (atleast two) and create a fact file.
- On a political map of India , locate the places (states / union territories) from where thos road passes.



Part B- The Vande Bharat Express is the fastest train in India, it has top speed of 180 kms/ hour.



With the help of your parents find out more information about it like –

1. In which year it started?
2. It covers how many states / union territories of India ? Name them.
3. How much time it will take if you are travelling from Bhopal to New Delhi ?
4. What are the special services provided in it ?

Also research about one more such express train (example - Shatabdi Express) and write about it.

A large rectangular box with a decorative border of interlocking diamond shapes. Inside the box, there are 20 horizontal lines for writing.



Question -3 Prepare a poster about the Do's and Don'ts to be followed for safety while using the following means of transport.

	Write (Do's and Don'ts)	Illustrate (at least one)
Aeroplanes		
Trains		
Buses		
Auto / Vans		

Mathematics

Instructions –

- i) Kindly take print out of first two pages, solve and paste in your mental maths copy.
- ii) Write tables 2-12 in your mental maths copy and learn.

I) Fill in the blanks –

1. Largest 6 – digit number is _____
2. Complete the pattern – 101 , 202 , 303 , 404 , _____ , _____
3. Number name of 1,23,456 is _____
4. What is Double of 200? _____
5. What is half of 500? _____
6. Guess the shape-
 - i) If you count my side you will find three. What could I be? _____
 - ii) I am in your pencil box. I can help if you make a mistake. You can use me to rub.
Which 3-d shape do I look like ? _____

7. Shade or colour all even numbers –

231	190	335	754	910	267	596	713
-----	-----	-----	-----	-----	-----	-----	-----

8. Complete the calculations –

$$\begin{array}{r} 4683 \\ +3672 \\ \hline \end{array}$$

$$\begin{array}{r} 7960 \\ - 6825 \\ \hline \end{array}$$

$$\begin{array}{r} 245 \\ \times 15 \\ \hline \end{array}$$

$$7 \overline{)854}$$

NUMBER SEARCH PUZZLE

6	4
---	---

For example –

Directions: Find and circle pairs of numbers that add up to 10. They appear left to right or top to bottom only.



I can make 10!

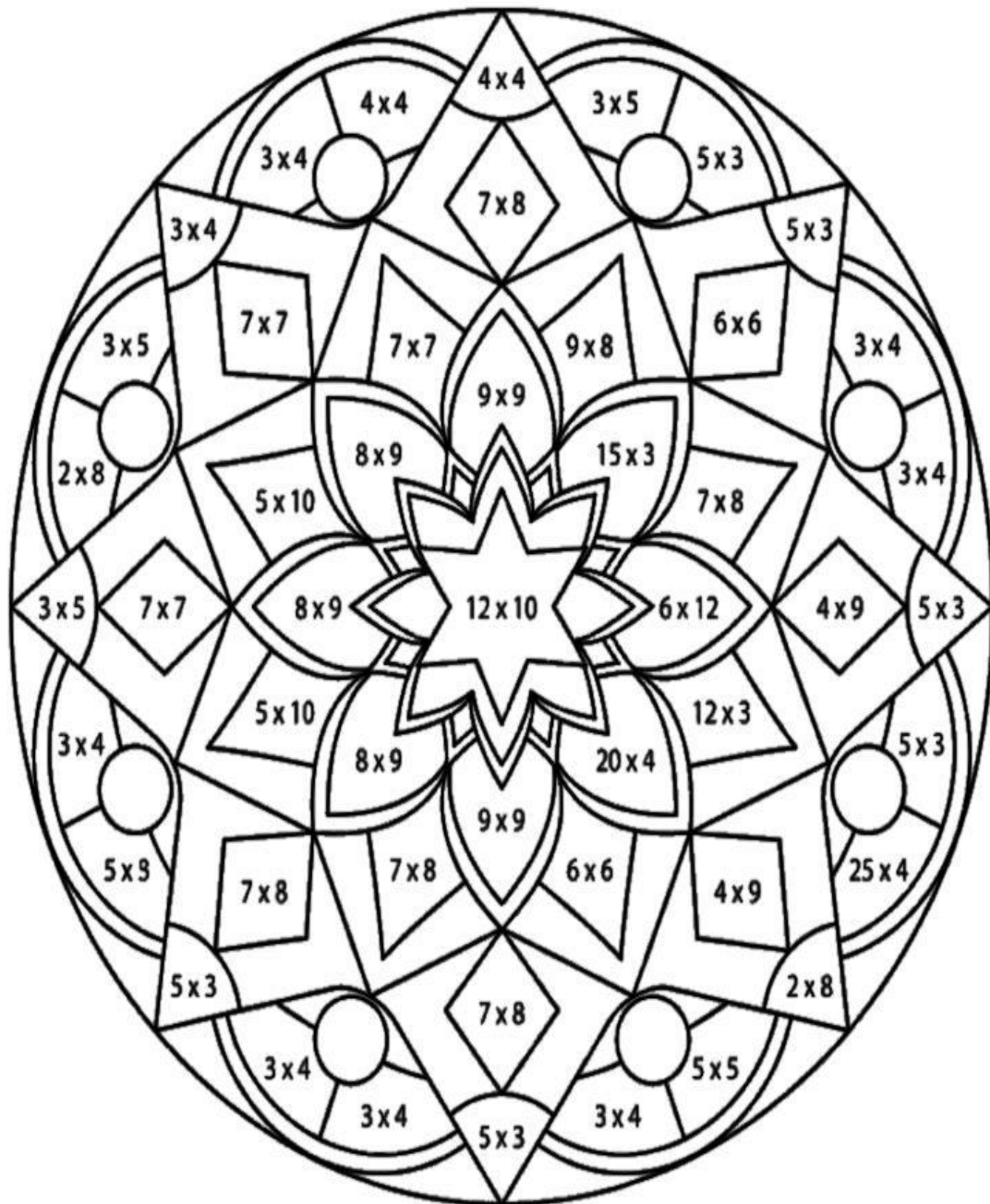
2	2	5	1	0	7	0	1	2	4	7	4
9	6	4	2	5	0	2	4	8	9	2	2
3	3	1	8	9	9	0	3	7	7	0	2
2	6	0	4	5	5	9	0	4	6	7	3
7	9	1	3	9	8	6	9	2	8	1	5
4	8	8	2	6	8	8	2	5	5	3	4
3	5	0	3	1	0	0	9	4	4	0	3
8	9	6	8	4	3	4	0	9	3	3	3
9	8	6	2	3	0	0	7	1	6	2	2
0	6	9	2	7	4	1	0	5	6	9	5
6	8	0	6	7	8	1	0	0	0	2	5
1	9	0	5	3	2	0	6	4	5	0	4

II) MULTIPLICATION MOSAIC

Solve the multiplication problems inside the shapes. Then, use the color key to fill in the design.

Color Key

Products	Products	Products	Products	Products	Products
0 - 20 = Yellow	21 - 40 = Orange	41 - 60 = Red	61 - 80 = Blue	81 - 100 = Green	> 100 = Purple



 **Creativity Corner:**


i) Roman Numeral Time/Date Activity  

Make either a clock OR a calendar for the month of August using Roman Numerals

Ensure that all numbers in a clock and dates in calendar, (if making a calendar) are written correctly in Roman Numerals. Decorate neatly and make it colourful.

ii) 3D Lantern Making 

Create a beautiful lantern using any 3D shape (cube, cuboid, cone, etc.).

You can use upcycled materials such as plastic bottles, old boxes, jars, or paper scraps. Ensure it is neat and well-designed. You may add light  (optional).

Kindly note –

- Write your name, class and section clearly
- Submit your work after the holidays

हिंदी

1) आपको अपने घर और विद्यालय में कौन- कौन से जीव दिखाई देते हैं ?

(तुलनात्मक तालिका बनाइए)

2) पाठ -2 बगीचे का घोंघा कहानी को पढ़कर उसमें से अपनी पसंद के दस शब्द चुनकर लिखें एवं निम्नलिखित शब्दों के अर्थ लिखकर वाक्य बनाइए ।

क) आश्चर्य

ख) अद्भुत

ग) अचानक

घ) छोर

3) घोंघे का चित्र गोल ● तिकोने ▲ और चौकोर ■ आकार में बनाइए।

4) घोंघे ने बगीचे से बाहर , पहाड़ 🏔, चींटा 🐜, पेड़ 🌳 देखा- इनकी 2-2 विशेषताएँ लिखिए।

5) गर्मियों की छुट्टियों में आप कहाँ और किसके साथ घूमने गए?

आपने वहाँ क्या-क्या खाया ?क्या खरीदा? आपको कैसा लगा?

बिंदुओं में समझाकर लिखें (Explain in Points)

निर्देश -

- ❖ कार्य स्वच्छता से करें।
- ❖ चित्र रचना A4 साइज़ शीट पर ही करें।
- ❖ वाचन (READING) अभ्यास प्रतिदिन अवश्य करें।

URDU

1. ایک درخت یا گلدستہ بنائیے اور ان کی پتیوں پر حروف تہجی لکھیے۔

संस्कृत

- ❖ क वर्ग से लेकर प वर्ग तक के व्यंजनों को चित्रों द्वारा दर्शाएँ एवं उनके नाम भी लिखें।
- ❖ प्रतिदिन स्वर एवं व्यंजनों का उच्चारण अभ्यास अवश्य ही करें।
- ❖ शब्दों के अर्थ दोहराएँ।

Computer

Paste the pictures of different storage devices (CD ,DVD etc.) in your computer notebook

Instructions

- ❖ Dear Students, complete your work neatly and sincerely. Enjoy learning along with your holidays.
- ❖ Do your work regularly and avoid last-minute completion.
- ❖ Maintain neat handwriting and proper presentation in all tasks.

Parental Involvement

- ❖ Parents are requested to kindly guide and support their child in completing the work.
- ❖ Encourage your child to do the work independently with minimal assistance.

Learning Focus

- ❖ The purpose of this homework is to enhance creativity, observation, and independent learning.
- ❖ Focus on understanding the work rather than just completing it.

Learn, explore, and enjoy your holidays productively! Happy Learning!

