






Bal Bhawan School, Bhopal
Holiday Homework (2026- 27) | XI Humanities

SUBJECT	HOLIDAY HOMEWORK
ENGLISH	<p>Chapter: A Portrait of a Lady</p> <ul style="list-style-type: none">• Prepare a short research project on any ONE of the following topics:<ul style="list-style-type: none">– Generational Gap– Role of Grandparents– Grandmother’s Character– Tradition vs Modernity <p>Project Guidelines:</p> <ul style="list-style-type: none">• Word limit: 1000–1200 words• Include:<ul style="list-style-type: none">– Introduction– Main Content– Conclusion– One quotation– Bibliography <p>Submission:</p> <ul style="list-style-type: none">• Submit after summer vacation• Work must be original
HINDI	<p>शास्त्रीय संगीत और शास्त्रीय गायन की लोकप्रियता पर विचार व्यक्त करते हुए पक्ष/ विपक्ष में आकर्षक सचित्र परियोजना तैयार कीजिए। Use A4- size pages, front page+ 4 pages, use pictures</p>
URDU	<p>اردو زبان کا تعارف لکھنے کے بعد اردو قواعد اسم، فعل، ضمیر اور صفت کی تعریف لکھنا ہے۔ ساتھ ہی ان کی اقسام کو ایک چارٹ کے ذریعے تحریر کرنا ہے۔ (کم از کم 5 صفحات)</p> <p>Front page + 4 page Pictures A4 size page</p>
COMMERCIAL ARTS	<p>1. Still Life Drawing</p> <ul style="list-style-type: none">• Complete 3 detailed sketches of everyday objects (e.g., kettle and fruit, stack of books, kitchen utensils).• Focus on light, shade, and realistic texture.

	<p>2. Letter Writing & Layout</p> <ul style="list-style-type: none"> • Design a creative layout for a magazine cover or a pamphlet. • Practice typography by writing a catchy headline in two different font styles: <ul style="list-style-type: none"> – Serif – Sans-serif
	<p>3. Folk Art Research</p> <ul style="list-style-type: none"> • Create one full-page painting inspired by any Indian folk art style: <ul style="list-style-type: none"> – Madhubani – Warli – Pattachitra • Use a vibrant color palette.
	<p>Total Work:</p> <ul style="list-style-type: none"> • 6 paintings/artworks in total • 2 artworks for each section
<p>ECONOMICS</p>	<p>Students have to prepare one project file on any topic from the list given below.</p> <p> Important Instructions:</p> <ul style="list-style-type: none"> * The total project should be 40–50 pages. * During the summer holidays, students will complete 20–25 pages on the selected topic. <ul style="list-style-type: none"> ▶ This part will be checked in the Term 1 Economics Practical Exam. * On the same topic, students will complete another 20–25 pages later in the session. <ul style="list-style-type: none"> ▶ This part will be checked in the Term 2 (Final) Economics Practical Exam. * The project should be handwritten, neat, and done by the student independently. <p> Apart from the main content of 40-50 pages, the project file should also include:</p> <ul style="list-style-type: none"> * Cover Page * Acknowledgement * Certificate * Index * Bibliography * Diagrams, graphs, pictures, and case studies wherever required

	<p> Suggested Topics for Project:</p> <ul style="list-style-type: none"> * Effect on PPC due to various government policies * Invisible Hand (Adam Smith) * Opportunity Cost as an Economic Tool (real life examples) * Effect of Price Change on a Substitute Good (local market study) * Effect on Equilibrium Prices in Local Market * Effect of Price Change on a Complementary Good * Solar Energy – Cost comparison with Conventional Energy Sources * Bumper Production – Boon or Bane for the Farmer * Any newspaper article and its evaluation using economic principles * Any other topic from Statistics or Micro Economics syllabus <p>Kindly ensure that students start their work on time and complete it carefully and neatly</p>
HISTORY	<p>1. Project Work (As per CBSE guidelines, students usually have to complete one project.) Choose any one topic:</p> <ol style="list-style-type: none"> 1. Ancient Civilizations: Compare Egyptian, Mesopotamian, and Harappan civilizations. 2. Historical Biography: Life and contributions of Cleopatra or Genghis Khan. 3. Trade Routes in Ancient Times (e.g., Silk Route, Spice Route). 4. Art and Architecture: Study a monument (e.g., Pyramids, Great Wall, Taj Mahal). <p>Project Format:</p> <ul style="list-style-type: none"> • Cover Page • Introduction • Research Content (with headings, subheadings, maps, pictures) • Conclusion • Bibliography <hr/> <p>2. Timeline Creation Activity</p> <ul style="list-style-type: none"> • Create a colorful timeline (chart or digital). • Mark important events from early societies (e.g., Neolithic Revolution) to the emergence of empires (e.g., Mauryan, Roman). • Include 10–12 major events with brief descriptions. <hr/> <p>3. Book Review (Optional Enrichment)</p> <ul style="list-style-type: none"> • "A Short History of the World" by H.G. Wells • "The Story of Civilization" by Will and Ariel Durant (excerpts)

	<p>4. Create a Historical Newspaper</p> <ul style="list-style-type: none"> • Prepare a mock newspaper of any ancient civilization. • Include: <ul style="list-style-type: none"> – News reports (e.g., "Pyramids of Giza Completed!") – Advertisements (ancient goods, slaves, spices) – Interviews with kings, merchants, or commoners (imaginative)
	<p>5. Map Work</p> <p>Practice map skills:</p> <ul style="list-style-type: none"> • Locate and mark important ancient cities: Harappa, Babylon, Athens, Rome, Alexandria, etc. • Identify important rivers: Nile, Tigris, Euphrates, Indus, Yellow River.
	<p>Submission Format:</p> <ul style="list-style-type: none"> • Neat handwritten or typed work. • Use pictures, sketches, and maps wherever possible. • Ensure originality—avoid direct copying from internet sources.
<p>PSYCHOLOGY</p>	<p>Psychology Practical Work</p> <p>1. Note Making – Chapter 1: What is Psychology?</p> <ul style="list-style-type: none"> • Psychology is the scientific study of behavior and mental processes. • It includes both observable actions (behavior) and internal processes (thoughts, emotions, perceptions). <p>Key Features of Psychology:</p> <ul style="list-style-type: none"> – Scientific in nature (uses observation, experimentation, analysis) – Studies both overt (visible) and covert (internal) behavior – Helps in understanding individuals and groups <p>Goals of Psychology:</p> <ul style="list-style-type: none"> – Description: Understanding what is happening – Explanation: Understanding why it is happening – Prediction: Anticipating future behavior – Control: Modifying behavior when needed <p>Branches of Psychology:</p> <ul style="list-style-type: none"> – Cognitive Psychology (thinking, memory, problem-solving) – Developmental Psychology (growth across lifespan) – Social Psychology (behavior in groups) – Clinical Psychology (mental health and disorders) – Educational Psychology (learning processes)

	<p>Applications of Psychology:</p> <ul style="list-style-type: none"> - Education (improving learning methods) - Health (mental well-being) - Workplace (organizational behavior) - Sports (performance enhancement)
	<p>2. Poster Work – Famous Psychologist <i>(Choose any one from the list. Example below: Jean Piaget)</i></p> <p>Name: Jean Piaget</p> <p>Contribution to Psychology:</p> <ul style="list-style-type: none"> • Known as the father of cognitive development theory. • Proposed that children actively construct knowledge as they grow. <p>Stages of Cognitive Development:</p> <ol style="list-style-type: none"> 1. Sensorimotor Stage (0–2 years): Learning through senses and actions 2. Preoperational Stage (2–7 years): Development of language and imagination 3. Concrete Operational Stage (7–11 years): Logical thinking about concrete events 4. Formal Operational Stage (11+ years): Abstract and logical thinking <p>Key Ideas:</p> <ul style="list-style-type: none"> - Children are not mini adults; they think differently at different ages - Learning happens through interaction with the environment <p>Poster Tips:</p> <ul style="list-style-type: none"> • Draw Piaget’s picture • Show 4 stages using diagrams/icons • Use colors and headings for clarity • Keep text short and visually appealing
<p>SOCIOLOGY</p>	<p>Research Project Survey work need to done on any of the Social issue including Literature review of the topic.</p>
<p>GEOGRAPHY</p>	<p>Biology Project – Biodiversity & Conservation</p> <p>Project Topic: Biodiversity & Conservation</p> <p>Key Points to Include:</p> <ul style="list-style-type: none"> • Definition of Biodiversity • Types of Biodiversity and its importance • How climate change affects biodiversity • Why it is necessary to conserve biodiversity • World map showing biodiversity hotspot areas

	<p>Instructions:</p> <ul style="list-style-type: none"> • Use A4 size sheets for the project • Include a cover page • Maximum length: 10 pages • Submit the project in a file or spiral binding <p>Submission Date:</p> <ul style="list-style-type: none"> • June 30, 2026
MUSIC	<p>Practical File Section A – Theory Work</p> <ul style="list-style-type: none"> • Write detailed information about the ragas included in your syllabus. • Include the notation (Swaralipi) of at least one bandish for each raga. • Write about the following taals: <ul style="list-style-type: none"> – Teentala – Ektala – Chautala <p>For each taal, include:</p> <ul style="list-style-type: none"> – Number of matras (beats) – Tali and Khali divisions – Presentation in Thah (single speed) – Dugun (double speed) – Chaugun (four times speed) <p>Section B – Creative Work</p> <ul style="list-style-type: none"> • Write the full lyrics of any one patriotic song or devotional song. • Draw a labeled diagram of a Tanpura. • Write a brief description of the Tanpura, including its structure and role in Indian classical music.
DANCE	<p>कथक नृत्य का इतिहास</p> <ul style="list-style-type: none"> • कथक नृत्य का इतिहास पढ़िए। • वैदिक काल एवं महाभारत काल के आधार पर संक्षिप्त नोट लिखिए। • आवश्यक चित्रों सहित प्रस्तुत करें। <p>निर्देश:</p> <ul style="list-style-type: none"> • कार्य A4 साइज शीट पर करें।