

**HOLIDAY HOMEWORK****CLASS:X**

<b>SUBJECT</b>	<b>TOPICS</b>
<b>ENGLISH</b>	<p><b>Analytical &amp; Research-Based Work</b> <b>Topic: “Life, Emotions, and Resilience in Anne Frank’s Diary”</b></p> <p><b>1. Research Tasks:</b></p> <ul style="list-style-type: none"><li>● Historical Context</li><li>● Briefly research the World War II</li><li>● How did it affect the lives of Jewish families like Anne’s?</li></ul> <p><b>2. Character Analysis:</b></p> <ul style="list-style-type: none"><li>● Analyze Anne Frank as:</li><li>● A teenager</li><li>● A writer</li><li>● A thoughtful human being</li></ul> <p><b>3. Real-Life Connection:</b></p> <ul style="list-style-type: none"><li>● Compare Anne’s life with the life of teenagers today</li><li>● How do modern students express their emotions? (social media, journals, etc.)</li></ul> <p><b>4. Creative Task:</b></p> <ul style="list-style-type: none"><li>● Create a “Letter from Anne to Today’s Youth” (imaginary)</li></ul> <p style="text-align: center;"><b>OR</b></p> <ul style="list-style-type: none"><li>● Make a poster on “Power of Writing Your Feelings”</li></ul> <p><b>5. Conclusion :</b></p> <ul style="list-style-type: none"><li>● What lessons do we learn from Anne Frank’s life?</li><li>● How can her diary inspire young minds today?</li></ul> <p><b>📌 Presentation Guidelines:</b></p> <ul style="list-style-type: none"><li>✂ Handwritten pages.</li><li>✂ Cover page with title and student details.</li><li>✂ Use pictures, quotes, and headings.</li><li>✂ Maintain neatness and creativity.</li></ul>
<b>HINDI</b>	<p>21वीं सदी में नारी सशक्तिकरण की चुनौतियों और समाधान पर सचित्र परियोजना तैयार कीजिए</p> <p>A-4 size Page Front Page+4 Page with pictures</p>
<b>FRENCH</b>	<p><b>1. Imprimez la fiche d'exercices fournie et résolvez-la.</b> <b>2. Préparez une présentation PowerPoint sur les universités nationales de France et d'Inde, mettant en évidence une comparaison entre les deux.</b> <b>*Ou*</b> <b>Préparez une présentation PowerPoint sur les opportunités d'emploi disponibles pour une personne francophone en Inde et dans d'autres pays.</b> <b>*Vous devrez faire une présentation en classe, après les vacances, sur l'un des sujets proposés.*</b></p>
<b>ARABIC</b>	<p><b>General Instructions:</b></p> <ol style="list-style-type: none"><li><b>1. All work must be done neatly on 2/3 coloured A4 size sheets.</b></li><li><b>2. Marks will be awarded for content, language, presentation, and timely submission.</b></li><li><b>3. Submit the work on the first day after the holidays.</b></li></ol> <p><b>*Task: العمل المشروع – Project work*</b></p>

	<p>اكتب مقالة عربية على عنوان "الثقافة العربية وحضارتها" أكثر من مئة كلمة. وبين فيها عن ثقافة العرب* وحضارتها في هذا العصر الراهن أيضا. والصق التصاویر المتعلقة بها*.</p> <p><b>*Instructions:*</b></p> <ol style="list-style-type: none"> <li>1. Use a neat A4 size sheet and write the heading "الثقافة العربية وحضارتها" at the top.</li> <li>2. The essay must be more than 100 words in Arabic.</li> <li>3. Describe Arab culture and civilization, both in the past and in the present era.</li> <li>4. Paste relevant pictures related to Arab culture. Examples: الخط العربي، اللباس العربي، الكعبة المشرفة، التمر، القهوة العربية، ناطحات السحاب في دبي.</li> <li>5. Write neatly with correct grammar and spelling.</li> </ol> <p><b>*Task 2: Grammar – القواعد*</b></p> <p><b>*A.* Write complete *Gardaan of Fe'l Māḍī and Fe'l Muḍāri* of the following verbs with translation and Ṣiḡha in your Arabic notebook:</b></p> <p>كَتَبَ، قَرَأَ، ذَهَبَ، جَلَسَ، فَتَحَ</p>
SANSKRIT	<p>निम्नलिखित विषयों में से किसी एक विषय पर शोध करके छह-सात पृष्ठों की परियोजना फाइल तैयार कीजिए।</p> <ul style="list-style-type: none"> <li>* संस्कृत भाषा का महत्व</li> <li>* प्राचीन गुरुकुल शिक्षा प्रणाली और आधुनिक शिक्षा की तुलना।</li> <li>* संस्कृत साहित्य में पर्यावरण संरक्षण।</li> </ul>
URDU	<p>After writing the definition of a travelogue, describe the situation of any of your important trips. (With pictures) 500 words*</p> <p>Front page.</p> <p>And other page A4 size</p> <p>سفرنامہ کی تعریف لکھنے کے بعد، اپنے کسی اہم سفر کی کیفیت اور حالات کو بیان کریں۔ (تصاویر کے ساتھ)</p> <p>(کم از کم 500 الفاظ پر مشتمل ہو)</p>
MATHS	<p><b>1:</b> PREPARE A MIND MAP/ CONCEPT MAP On FOLLOWING CHAPTERS:</p> <p>CHAPTER 1 -REAL NUMBERS</p> <p>CHAPTER 2-POLYNOMIALS</p> <p>CHAPTER 3 - PAIR OF LINEAR EQUATIONS IN TWO VARIABLES</p> <p>CHAPTER -4 QUADRATIC EQUATIONS</p> <p>ON A-4 SIZE COLOURED SHEETS</p> <p><b>NOTE :</b> EACH TOPIC ON SEPARATE SHEET ,IT SHOULD BE HAND WRITTEN</p> <p><b>2:</b> PREPARE A PROJECT FILE ON ANY ONE MATHEMATICIAN</p> <p><b>3:</b> WRITE THE MATHEMATICS LAB ACTIVITIES IN LAB ACTIVITY FILE.</p> <p>The details of the project and pdf of lab activities will be shared in class group.</p>

**1. File Work:**

Complete the Physics, Chemistry and Biology File work in their respective files as per the instructions given. **Note:** The File work and the instructions will be posted in the Class group .

**2. Multiple Assessment Activity:**

(To be done in a Scrap Book)

INSTRUCTIONS: -

i) Design the first page of the scrap book as the cover page. Stick a passport size photo and fill in the details like- Name, Class-section, Roll number.

ii) 2nd page has to be left blank under the heading "Achievements" which the students will be updating throughout the session.

iii) All three subjects-Physics, Chemistry and biology work to be done in the same scrap book.

**PHYSICS**


**Topic:** Diagrams of Magnetic Effects of Electric Current

 Objective

To understand and represent the magnetic effects of electric current through neat and labelled diagrams.

**PHYSICS****Instructions**

- \* Draw neat, clean, and well-labelled diagrams.
- \* Use colour pencils for better presentation.
- \* Write short explanations below each diagram.
- \* Maintain proper margins and headings.

 Content to be Included-

~ Magnetic Field Lines Around a Straight Current-Carrying Conductor

\* Diagram showing circular magnetic field lines

\* Direction using Right-Hand Thumb Rule \* Short explanation

~ Magnetic Field Around a Circular Loop

\* Diagram showing field pattern

\* Mention how field strength changes

~ Magnetic Field of a Solenoid\* Draw a solenoid and show magnetic field lines\*

Compare with a bar magnet

**CHEMISTRY**

**"SCIENCE HISTORIAN":-**

Explain about the following laws of periodic classification of Elements:

- a) Dobereiner's triad
- b) Newland's law of octaves
- c) Mendeleev's masterpiece
- d) Modern periodic table

The project work should include the following points:

Explanation about the four laws, and write its advantages/highlights and drawbacks in short.

Use colour sheets/scrap book

Paste the picture /draw the diagram.

### **BIOLOGY**

Chapter: Evolution


To enhance your understanding of the concept of Evolution, Do a research work on the topic and complete the following project work neatly .

#### Project Work

Q1. Explain how the theory of evolution by natural selection, proposed by Charles Darwin, describes "survival of the fittest" in changing environmental conditions.

 Include examples such as industrial melanism or antibiotic resistance.

Q2. Describe the different evidences for evolution—fossils, homologous organs, analogous organs, and vestigial organs.

 Support your answer with suitable diagrams and examples.

#### Instructions:

Present your work in a creative and well-organized manner.


Include diagrams, pictures, and real-life examples.

Write in your own words; avoid direct copying.








Maintain neatness and proper headings.

Submit your work on the first period of biology after summer holidays.









### **SOCIAL STUDIES**

Prepare a project for subject enrichment activity on  \*\*\*CONSUMER RIGHTS\*\*\*.

Following content needs to be covered in the activity:

1.  Right to choose
2.  Right to safety
3.  Right to be informed
4.  Right to be heard
5.  Right to seek redressal
6.  Right to consumer education
7.  Consumer Protection Act

 \*\*Students can use:\*\*

	<ol style="list-style-type: none"><li>1.  Pictures</li><li>2.  Newspaper articles</li><li>3.  Magazine cutouts</li><li>4.  Handwritten content</li></ol> <p> <b>**Instructions:**</b></p> <ol style="list-style-type: none"><li>1.  The project should be of minimum 10 pages.</li><li>2.  It should include proper Introduction, Index, Content, Conclusion and Bibliography.</li><li>3.  The last date for submission is <b>**30 June**</b>.</li></ol>
AI	Write any five python programs using if-else statement in a file page with title ,input and output and submit after holidays.