



My sunny Break book!

Grade - 1

Grade 1

Holiday Assignment

Summer Vacation is a time full of fun, games, and activities. Along with that, we have planned some interesting tasks to make your holidays creative and enjoyable. These activities are designed especially for the little ones to complete during the vacation and submit after the holidays.

- Encourage your child to work independently, enjoy the process, and maintain neatness and proper organization in their work.*
- Participation and effort will be acknowledged.*
- We also suggest reading short storybooks, playing indoor games, and involving children in simple household tasks to help them learn through experience and observation.*

We hope the holidays bring joy, rest, and meaningful learning .



SUMMER VACATION CHOICE BOARD



Choose 1 to 3 activities each day!



Ride your bike
or scooter



Do an art project
(paint, draw, or
color)



Read a book
or a comic



Stargaze
at night



Build something
with blocks
or Legos



Take a walk
outside



Shoot hoops or
play catch



Have a picnic
outside



Dance to your
favourite song



Go to the park
and enjoy swings
and slides




Make something
using recycled
materials



Observe the clouds
And tell what shapes
You see

Name: _____

Read and Colour




Directions: Read the sentence in each box and color the picture to match the sentence.

1.



The bucket is yellow.
The crab is red.

2.



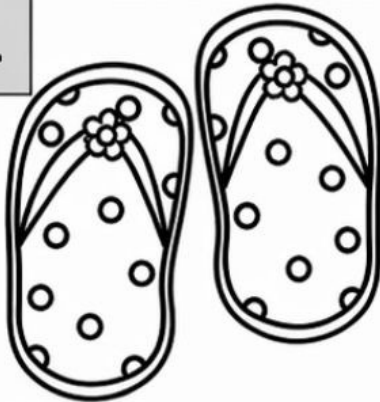
The sun is hot.
The sun is yellow.

3.



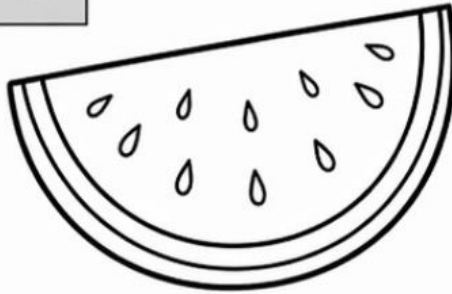
The top sunglasses
are blue. The bottom
sunglasses are red.

4.



The flip flops are
green and pink.

5.



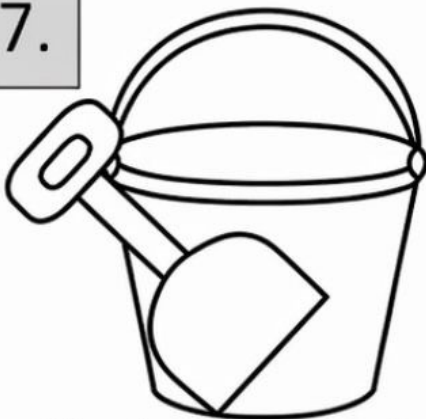
The watermelon is juicy.
The watermelon is red.

6.



The lemonade is cold.
The lemonade is yellow.

7.




The bucket is red.
The shovel is green.

8.



The ice cream is yum!
The ice cream is orange.

9.




The cups are yellow
and orange.



'Reading is to mind what exercise is to the body.'

Reading helps children explore different perspectives and think creatively. It builds imagination, improves vocabulary, and strengthens language skills. Through reading, children also learn sentence structure, which enhance in their writing skills.




To help our kids to develop the interest and love for reading, we suggest that you help your child to read some stories (at least 2) and then



a. Ask them to pick out any 10 new words that they come across while reading the stories, write and illustrate draw) them on an A4 size paper.

b. Name and draw any one favourite character from the stories on an A4size sheet.

After they come back to school, we will have a Show and Tell activity, whereby they have to bring the object and speak about it or about their favourite character.



Fun Time with the Three Bears!

Hello Kids!

Today we will read : The Three Bears.

You will meet Papa Bear, Mama Bear, Baby Bear, and Goldilocks!

What to do:

- 1. Read the story from your ORC book.**
- 2. Do the worksheet. Colour the pictures.**
- 3. Tell the story to your friends.**

Let's see how much Goldi-knowledge you've got!



Counting with bears:

1. Help the bears by solving these : Goldilocks ate 1 bowl of porridge. How many bowls are left if there were 3?

Answer:



2. There are 3 chairs in the house. If 1 chair broke, how many are left?

Answer:

3. Count and write-

Number of doors : _____


Number of windows: _____

Shape time -

4. Draw your favourite family member using different shapes (square, circle, triangle, rectangle)




5. Draw your family members on the train from youngest to eldest, and write their names.



Jungle scene

Bears live in the jungle! Can you think of other animals that live there too? Draw a jungle scene with the bear and other animals you know!





Children may also pick stories mentioned below:

1. Goldilocks
2. The Wolf and the Three Little Pigs
3. The Honest Woodcutter
4. Little Red Riding Hood
5. The Fox and the Crane
6. The Boy Who Cried Wolf
7. Belling the Cat
8. The Milkmaid and Her Pail
9. The Golden Eggs
10. 5 Spoons of Salt (by Sudha Murthy)
11. The Fox and the Stork
12. The Ant and the Grasshopper
13. The Little Red Hen
14. The Blue King



Write the names of these places in the given blanks.

Lake, restaurant, van vihar(zoo), farm house









Q.1) Name 5 animals you see at the zoo.

1. _____
2. _____
3. _____
4. _____
5. _____

Q.2) Name 2 things you find at lake view.

1. _____
2. _____

Q.3) Name 2 foods you eat in a restaurant.

1. _____
2. _____

Q.4) Name 5 things you do at a farm house.

1. _____
2. _____
3. _____
4. _____
5. _____

Q.5) What did you like the most?




Move, make and create!



Let's make something yummy and explore!

1. Name of the dish:
2. Names of ingredients used:
3. With whom did you make it?
4. Take a whiff! How does it smell?
5. How does it look?
6. How does it taste?
(sweet / sour / bitter / salty)
7. What is the texture?
(soft / crunchy / smooth / etc.)
8. Did you enjoy making it?

 Take a picture while preparing your dish and share it with your class teacher.



Summer Words

Write the words in the correct category box.

dog, park, cap, mom, juice, bird, hill,
bag, ant, teacher, garden, jam, dad, duck,
sand, fruit, boy, fish, mat, girl, box,
pond, bug, cake, grass, hat, friend, tree

People

1. _____
2. _____
3. _____
4. _____
5. _____
6. _____
7. _____

Place

1. _____
2. _____
3. _____
4. _____
5. _____
6. _____
7. _____

Animal

1. _____
2. _____
3. _____
4. _____
5. _____
6. _____
7. _____

Thing

1. _____
2. _____
3. _____
4. _____
5. _____
6. _____
7. _____



My Skeleton Craft!

- Join cotton bud/ straw to make a human skeleton on an Black A4size sheet and label any 5 body parts.
- Craft sheets will be displayed in classrooms.
- Refer to page 12 EVS Book (Eco sprouts).



Lets Explore Summers!

- Find objects at home or outside that represent each number. (Example 5 fingers, 3 leaves etc.) and write on A4 sheet.

- Play Ludo with your family.

- Play Pictionary – Draw and guess simple things like fruits, animals, etc.

Word Chain – Say a word, next person says another starting with the last letter.



The background of the entire page is a soft-focus photograph of several carnations in shades of pink and light orange. The flowers are scattered across the frame, with some in sharp focus and others blurred. The overall color palette is warm and pastel.

Holiday Homework

COMPUTER

Draw and colour the four main parts of a computer on an A4 size sheet.

Hindi

ग्रीष्मकालीन अवकाश गृहकार्य “हमारा परिवार”

* 1. मेरा परिवार

अपने परिवार के सदस्यों (जैसे – दादा-दादी, मम्मी-पापा, भाई-बहन आदि) के चित्र बनाइए या चिपकाइए और एक सुंदर चार्ट तैयार कीजिए। उसके नीचे लिखें – “मेरा प्यारा परिवार”

👉 प्रत्येक सदस्य के बारे में दो-दो सरल वाक्य लिखिए।

उदाहरण: (Example) यह मेरी माँ हैं। , माँ मेरा ध्यान रखती हैं।

* 2. मेरा परिवार – परिचय लिखिए

4 पंक्तियों में अपने परिवार के बारे में लिखिए।

(जैसे – परिवार में कितने सदस्य हैं, आप सब साथ में क्या करते हैं, आदि)

* 3. स्वर एवं मात्राएँ (Chart Work)

स्वर (अ, आ, इ, ई, उ, ऊ, ऋ, ए, ऐ, ओ, औ) का एक चार्ट बनाइए।

प्रत्येक मात्रा के 4-4 शब्द लिखिए। (यह शब्द रोजाना के जीवन से या आपकी रसोई में से भी हो सकते हैं)

उदाहरण: (Example) आ – आम, आलू, आग,

* 4. व्यंजन अभ्यास

क से ज्ञ तक व्यंजनों को साफ-साफ लिखने एवं बोलने का अभ्यास करें।

* 5. पढ़ने का अभ्यास (Reading Practice)

प्रतिदिन स्वर, व्यंजन और छोटे-छोटे शब्द पढ़कर घर के किसी सदस्य को सुनाइए। अखबार में स्वर व्यंजन पहचानकर गोला लगाइए।

✓ निर्देश:

सभी कार्य स्वच्छता से करें।

चार्ट कार्य A4 शीट पर करें।

वाचन एवं लेखन का नियमित अभ्यास करना अनिवार्य है।


Note – Kindly do Hindi homework
in a separate file/folder.



MY SUMMER MEMORIES



show your best Summer memories



Best day ever ♡

